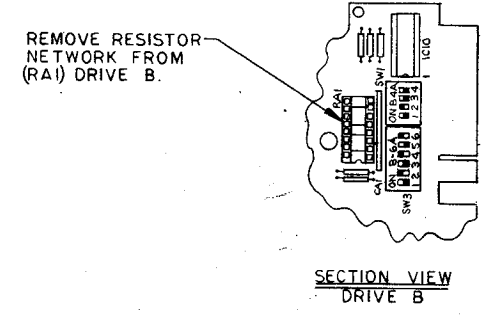
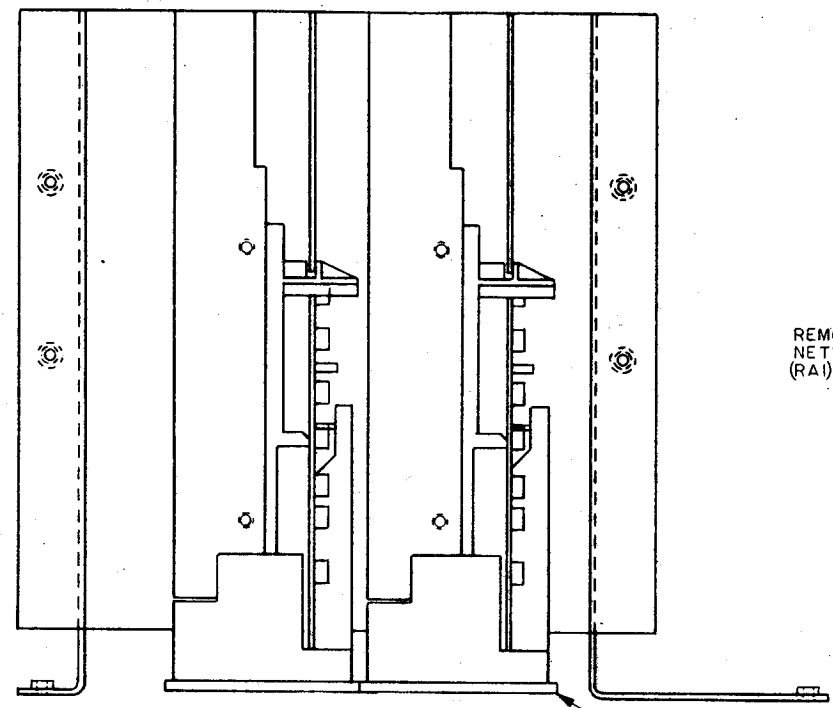
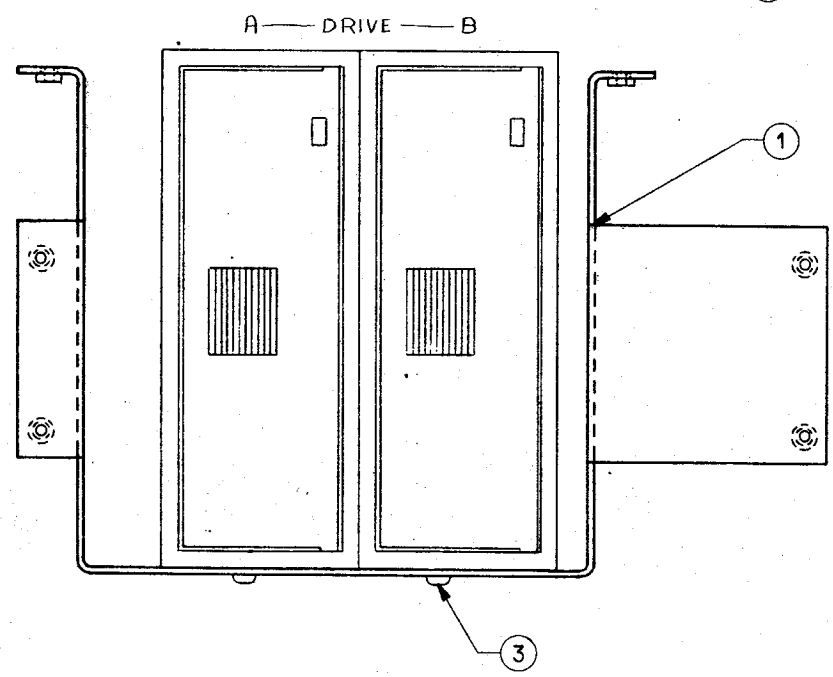


REVISIONS				
ZONE	LTR	DESCRIPTION	DATE	APPROVED
A		SEE ECO 820251	DMK 10-29-82	
B	832033	ADDED SECTION VIEW & CHART	DK 2-17-83	DH



DISK DRIVE SETTINGS

DRIVE - A		DRIVE - B	
SW1 ON B-4A 1 2 3 4	SW1 1 ON 2 OFF 3 OFF 4 OFF	SW1 1 OFF 2 ON 3 OFF 4 OFF	SW1 ON B-4A 1 2 3 4
SW2 ON B-7A 1 2 3 4 5 6 7	SW2 1 ON 2 OFF 3 OFF 4 OFF 5 ON 6 ON 7 OFF	SW2 1 ON 2 OFF 3 OFF 4 OFF 5 ON 6 ON 7 OFF	SW2 ON B-7A 1 2 3 4 5 6 7
SW3 ON B-6A 1 2 3 4 5 6	SW3 1 OFF 2 ON 3 OFF 4 ON 5 OFF 6 ON	SW3 1 OFF 2 ON 3 OFF 4 ON 5 OFF 6 ON	SW3 ON B-6A 1 2 3 4 5 6



1 REQ'D PER ASS'Y.

**TELCON
STRICTLY
CONFIDENTIAL**

ITEM NO.	QTY REQD	CODE IDENT	PART OR IDENTIFYING NO.	NOMENCLATURE OR DESCRIPTION	VENDOR P/N
3	4		9340440PC-06	SEMS, PH. 4-40X 1/16 LG. PH. STL. CAD PL.	
2	2		950100031-01	FLOPPY DISC DRIVE DOUBLE-SIDED	CANON 48TPI
1	1		2811PNO03-01	FRAME, FLOPPY DISC DRIVE	

PARTS LIST		CONTRACT NO.	
UNLESS OTHERWISE SPECIFIED DIMENSIONS ARE IN INCHES TOLERANCES ARE:	FRACTIONS	DECIMALS	ANGLES
	--	.XX	--
		.XXX	--
MATERIAL	APPROVALS	DATE	FLOPPY DISC AND FRAME ASSEMBLY
	DRAWN VANCE, M.	9-17-82	
	CHECKED HMT	9-21-82	
	PROG.		
MAT'L. CONT.	ENG. MECH.	2/8/83	SIZE
FINISH	ENG. ELEC.		CODE IDENT NO.
	Q.C.		DRAWING NO.
281200023-01	GC-200		D 50338
NEXT ASSY	USED ON		281200025
APPLICATION	DO NOT SCALE DRAWING	RELEASED	SCALE FULL

SHEET 1 OF 1